

## GSM-DSA Gateway Server with embedded DGLUX5

### General description

Vector GSM-DSA is a programmable HMI-Server with fully embedded DGLUX5. It features multiple protocols, uses flash memory and runs on Linux on a DSA framework.

The GSM-DSA features a 1.2 GHz 64-bit quad-core ARMv8 CPU with an 802.11n wireless LAN, 1 GB RAM and 4 USB ports.

Programming is browser based, drag and drop and easy to learn.

Meanwhile it also provides advanced functionality such as supervision, data logging, alarming, scheduling and network management functions with internet connectivity and web-serving capabilities.



### Application / Operational area

The Vector GSM-DSA is designed as a high power server for connection to Ethernet bus systems.

The device is designed for control and regulation of building services. Via the integrated Ethernet bus system, the integration in modern buildings is used efficiently in central as well as in decentralized information focuses. Across the broad range of connectable Vector communicating devices, the scalable controllers can be extended at any time concerning the individual project requirements.

About the free programmability a maximum of flexibility and comfort is guaranteed. As a result, the projects are ideally suited to the particular requirements both in the modernization of existing installations as well as for implementing current and future automation projects.

### DGLUX5

DGLUX5 is a modern toolset to design real-time, data-driven applications and dashboards with drag and drop configuration. It runs on a browser and enables faster communication through real-time, data-driven dashboards for web, desktop and mobile devices. It is cost effective because, there is no special software or tool needed, no PC required on site and no certification classes necessary.

### Licensing

Licensing is based solely on data being utilized in the interfaces built with DGLux5. This is achieved by keeping track of the number of topics a DGLux5 project employs when end users navigate through various pages and components. All DGLux5 licenses include unlimited user seats and projects on a single host device (embedded, personal or server).

### Topics

A topic is defined as a unique interaction with the server such as a subscription to a data point, an executed query, or a command like a set value. For example: a page with 3 gauges showing one unique value per gauge, a chart displaying two trends, and a graphic of a fan displaying and allowing control of fan status, would equate to 7 topics.

### Ordering

Item	Item code	DGLUX5 License	Description
GSM-DSA	40-12 0007		Gateway Server, 10/100 Ethernet, Wi-Fi 2.4 GHz 802.11n, 4 x USB 2.0 ports
GSM-100-DSA	40-12 0008	100 topics	
GSM-1500-DSA	40-12 0009	1500 topics	

## Important notice and safety advice

This device is for use as operating controls. It is not a safety device! Where a device failure endangers human life and/or property, it is the responsibility of the client, installer and system designer to add additional safety devices to prevent a system failure caused by such a device failure. Ignoring specifications and local regulations may cause equipment damage and endangers life and property. Tampering with the device and misapplication will void warranty.

## Technical specifications

Power supply	Power requirements	5 V DC (2.5 A)
	Power consumption	Max. 12.5 VA
	Max. back-up fuse	2.5 A
Microprocessor and memory	CPU	1.2GHz 64-bit quad score ARMv8
	RAM memory	1 GB
	Flash memory	8 GB microSD card
	Clock	battery buffered real time clock
	Watchdog	Hardware-Watchdog
Interfaces	Fast ethernet	1 x 10/100 BaseT (RJ45) with LED display
	Wi-Fi	2.4 GHz Wireless LAN 802.11n
	USB	4 x USB 2.0
Ratings	FCC	Part 15 class A
	CE	
Enclosure	Dimensions (W x D x H)	90.5 mm x 71.3 mm x 62 mm
	Material	Plastic
	Mounting	On Standard mounting rail 35 mm
	Protection class	IP 20
	Cooling	No fan; by convection
	Temperature range	0...50°C
	Connection	Ethernet, HDMI, USB 2.0

## Installation

The assembly is to be executed following installation standards by trained personnel. The installation of the device takes place on standard (norm) DIN rail 35 mm in electrical cabinets. For the assembly in intermediate ceilings suitable housings have to be used. If necessary, inspection openings have to be provided.

When installing it is important to make sure that the open parts of the device are free from pollution.

## Software

The device is delivered without a loaded program. A suitable program for the purpose must be loaded by trained personnel.

## Commissioning

Commissioning has to be performed by a licensed and trained professional. Local rules and regulations have to be observed.

## Service / Maintenance

The GSM-DSA is maintenance-free.

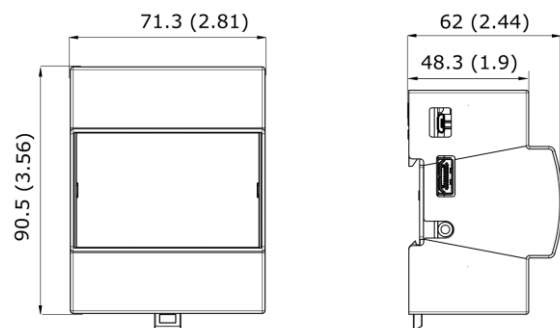
The program is saved in flash memory and is saved during power blackout. The GSM-DSA features an internal UPS which keeps the device running for 2 minutes after removal of power. After 2 minutes the device will perform a save shut down.

The power backup serves additionally to maintain the system time. At initial power up, the battery needs to be charged for 4 hours before power backup operation works reliably.

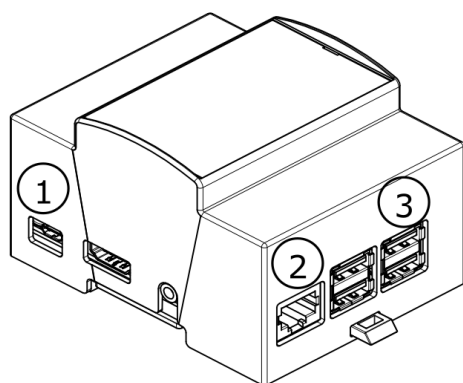
## Connection options

The GSM-DSA is appropriate for the application in the building technology environment. With its extensive features of standard communication interfaces and protocols, it is also able to link a large variety of external devices besides Vector's. Available as interfaces are the serial interfaces (RS485), as well as connections for the Ethernet network. Wired or Wi-Fi.

## Dimensions mm (inch)

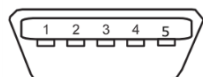


## Terminal configuration / Display and control elements



### USB Power Interface

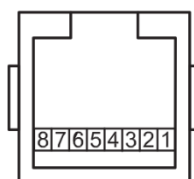
#### ① USB MICRO



Plug Pin	Function
1	Ground
2	Mode Detection (ID)
3	Data +
4	Data -
5	+5 V DC

### Network (LAN)

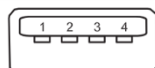
#### ② Ethernet RJ 45



Plug Pin	Function
1	Tx +
2	Tx -
3	Rx +
4	-
5	-
6	Rx -
7	-
8	-

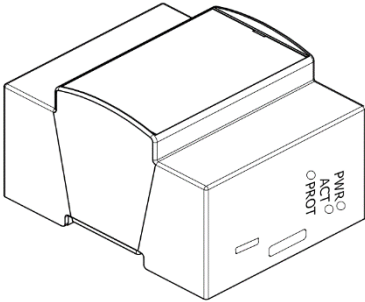
### USB serial interface (4x)

#### ③ USB V2.0



Plug Pin	Function
1	+5 V DC
2	Data -
3	Data +
4	Ground

## Operating and status LEDs

	LED	Name	Function
	1	PROT	If the GSM-DSA is running in power protected mode, the PROT-LED flashes white. The PROT-LED is steady on, if the GSM-DSA is booting or shutting down.
	2	ACT	The ACT-LED flashes green, during SD card activity. The ACT-LED is steady on, if no SD card during boot.
	3	PWR	If the GSM-DSA is powered, the PWR-LED is steady on (red).

After switching on the power supply, all LEDs will light up for a few seconds.


## User manual

### Introduction

Vector GSM-DSA is a programmable HMI-Server with fully embedded DGLUX5. It features multiple protocols, uses flash memory and runs on Linux on a DSA framework.

### Get Started with GSM DSA

- 1) Set up GSM DSA
  - a. Connect the GSM DSA with a router via an ethernet cable
  - b. Power GSM DSA with micro USB power supply
- 2) Sign into GSM DSA
  - a. Open browser on a computer connected with the same router
  - b. Type IP address of DSA (default: 192.168.170.151)
  - c. Login with
    - i. Username: dgSuper
    - ii. Password: dglux1234



**Note:** To ensure your connection to GSM DSA runs smoothly, please use the following browsers.

- Chrome
- Firefox
- Safari: 5.0 or later
- Internet Explorer: 8.0 or later